



# Mentor Guru

## Class 1 Maths Magic


### Chapter 1: Shapes and Space Exercise QA

#### NCERT Textbook Page 3: Bigger – Smaller

Question 1.

Tick (✓) the bigger.

Answer.



Question 2.

Tick (✓) the smaller.

Answer.



Question 3.

Tick (✓) the smaller type

Answer.



**NCERT Textbook Page 4**  
**Bigger – Smallest**

Question 1.

Tick (✓) the smallest tree.


Answer.



Question 2.

Tick (✓) the biggest animal.

Answer.



Question 3.

Tick (✓) the smallest fruite.

Answer.



Question 4.

Tick (✓) the biggest bubble.

Answer.



Top

NCERT Textbook Page 5  
Top-Bottom



Top



Bottom

Bottom

Juru

Question 1.

Tick (✓) the pot on the top.

Answer.



Question 2.

Tick (✓) the animal at the bottom of the stairs.

Answer.



NCERT Textbook Page 6  
Nearer – Farther

Question 1.

Tick (✓) the bird nearer to home.

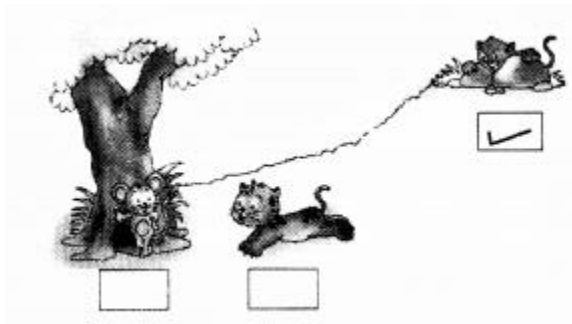
Answer.



Question 2.


Tick (✓) the cat farther from the tree.

Answer.



Mentor Guru


NCERT Textbook Page 7  
Nearest-Farthest



Question 1.

Tick (✓) the puppy farthest from the tree.


Answer.



Question 2.


Tick (✓) the tree nearest to the bird.

Answer.



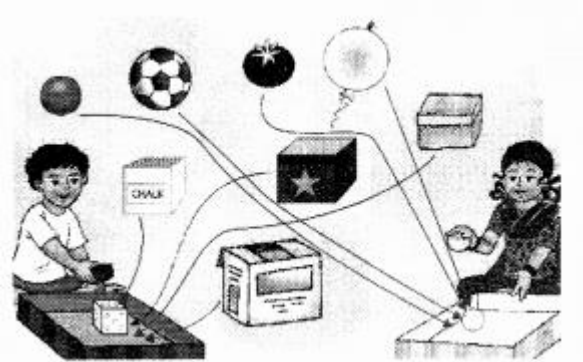
r Guru

**NCERT Textbook Page 8**  
**On-Under, Above-Below**

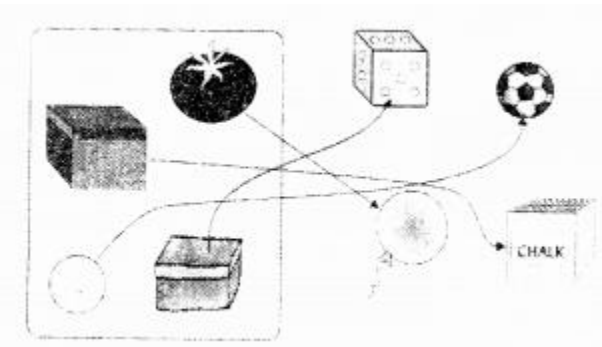


**NCERT Textbook Page 10**  
**Shapes around us**

Question 1.  
 Put the shapes in the pink and yellow boxes by drawing a line.  
 Answer.



Question 2.  
 Match similar shapes by drawing a line.  
 Answer.






Answer.



Question 2.

Tick (✓) the objects that will slide.

Answer.

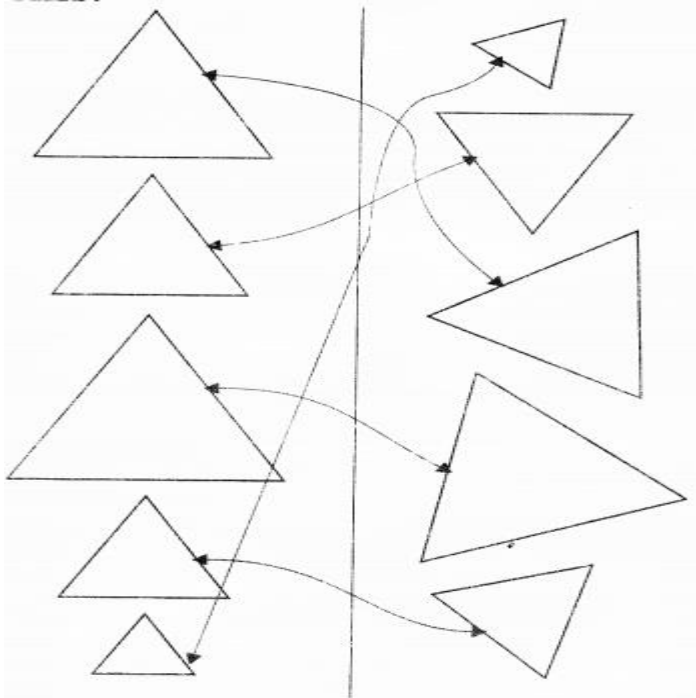


**NCERT Textbook Page 15  
Shapes**

Question 1.

Match the shapes of same sizes.

Answer.



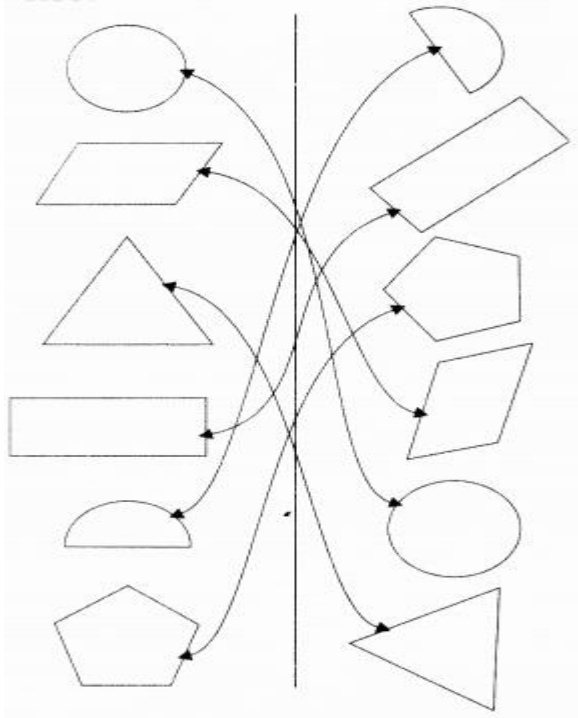
Question 2.

Match the same shapes

Guru




Answer.



Question 3.

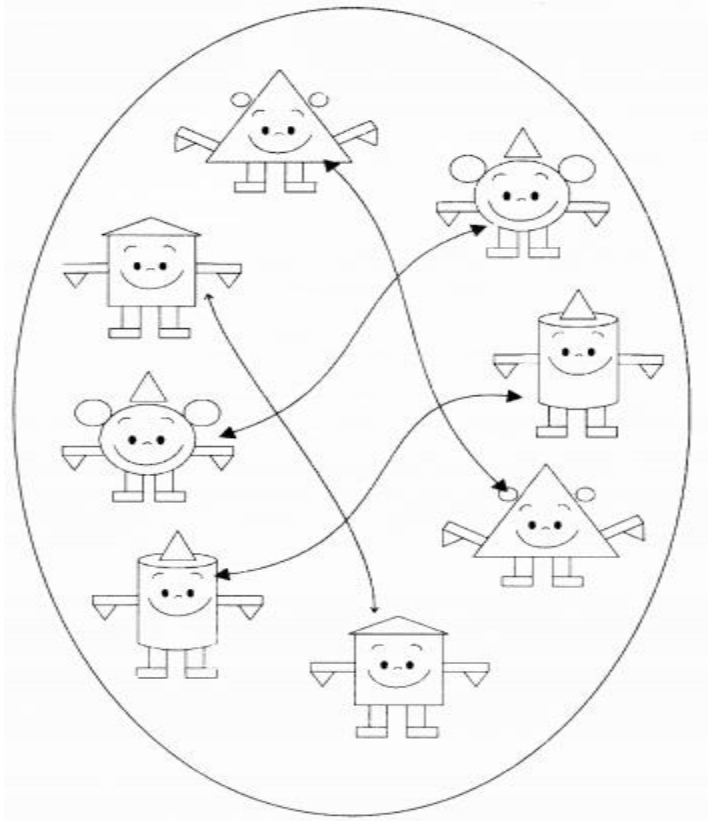
Colour the smallest shape

Answer.






r Guru

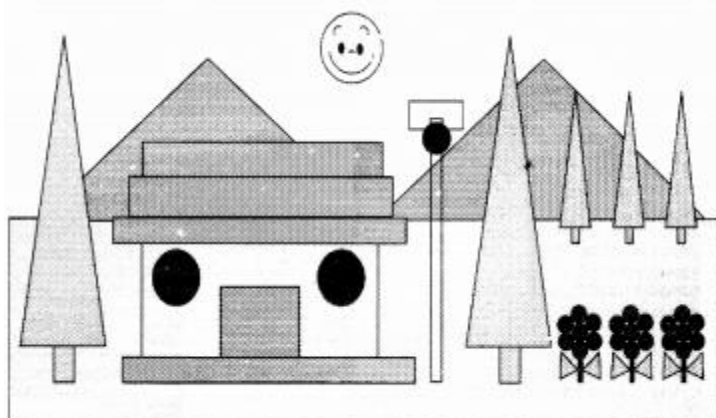
Question 4.  
Join similar shapes  
Answer.






Question 5.

Colour  green,  red and  blue.

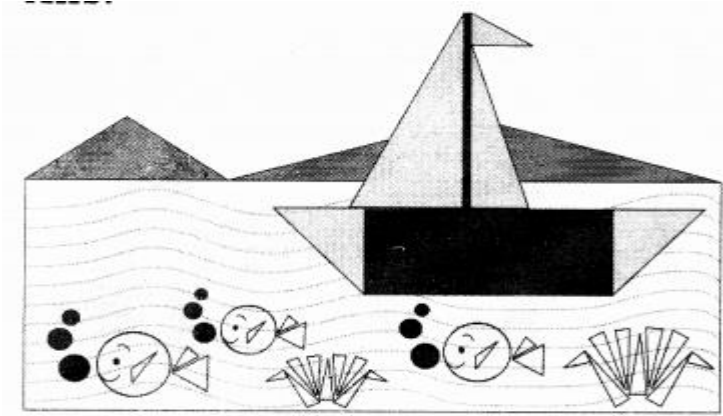
Answer.



Question 6.

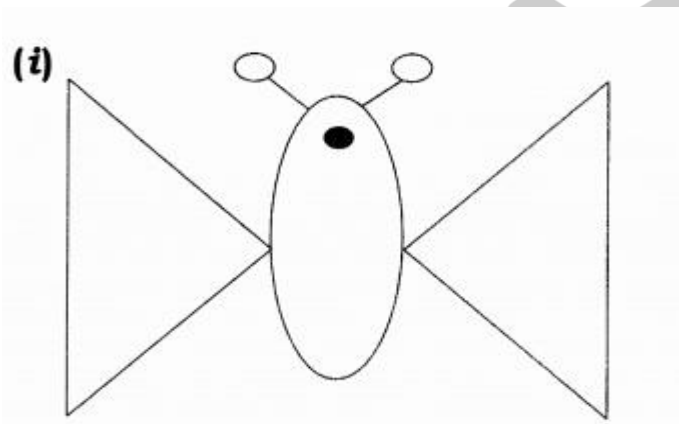
**Q6. Colour**  **green,**  **pink and**  
 **yellow.**

Answer.




Question 7.

Make similar figures using the shape kit given at the back of this book.



Answer.

Do it yourself



Answer.

Do it yourself

Guru