




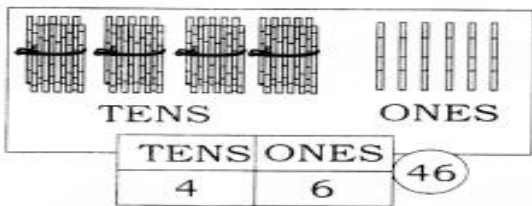
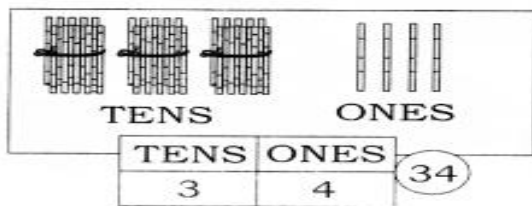
Mentor Guru

Class 1 Maths Magic

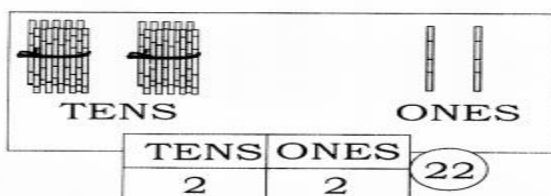
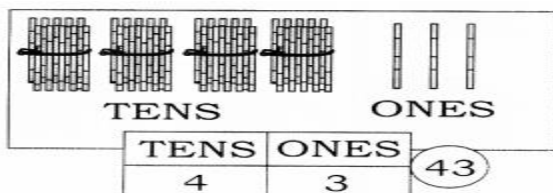
Chapter 11: Numbers Exercise QA

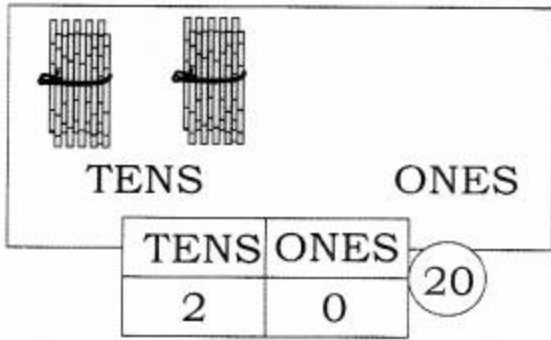


Question 1.
Write the Number.



Question 2.
Draw the bundles and ones of the number.





Question 3.

Write the number in the given space.

Answer.





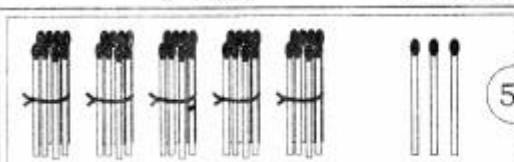
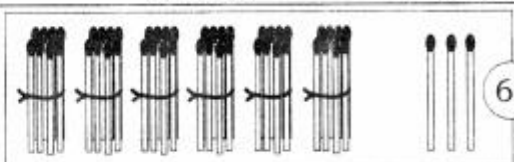
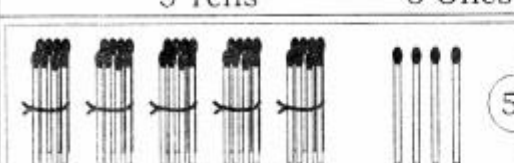
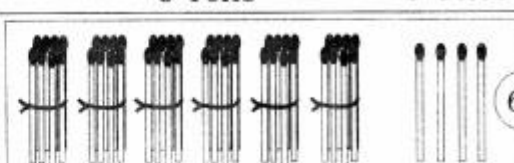
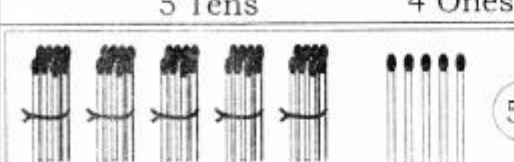

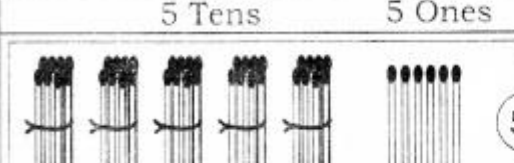
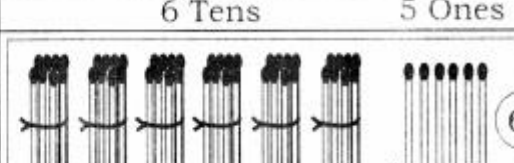

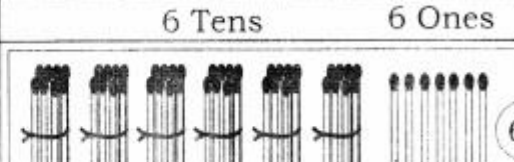
<table border="1" style="margin-left: auto; margin-right: auto;"> <tr> <td style="text-align: center;">TENS</td> <td style="text-align: center;">ONES</td> <td rowspan="2" style="text-align: center; vertical-align: middle;">51</td> </tr> <tr> <td style="text-align: center;">5</td> <td style="text-align: center;">1</td> </tr> </table>	TENS	ONES	51	5	1	<table border="1" style="margin-left: auto; margin-right: auto;"> <tr> <td style="text-align: center;">TENS</td> <td style="text-align: center;">ONES</td> <td rowspan="2" style="text-align: center; vertical-align: middle;">73</td> </tr> <tr> <td style="text-align: center;">7</td> <td style="text-align: center;">3</td> </tr> </table>	TENS	ONES	73	7	3
TENS	ONES	51									
5	1										
TENS	ONES	73									
7	3										
<table border="1" style="margin-left: auto; margin-right: auto;"> <tr> <td style="text-align: center;">TENS</td> <td style="text-align: center;">ONES</td> <td rowspan="2" style="text-align: center; vertical-align: middle;">64</td> </tr> <tr> <td style="text-align: center;">6</td> <td style="text-align: center;">4</td> </tr> </table>	TENS	ONES	64	6	4	<table border="1" style="margin-left: auto; margin-right: auto;"> <tr> <td style="text-align: center;">TENS</td> <td style="text-align: center;">ONES</td> <td rowspan="2" style="text-align: center; vertical-align: middle;">66</td> </tr> <tr> <td style="text-align: center;">6</td> <td style="text-align: center;">6</td> </tr> </table>	TENS	ONES	66	6	6
TENS	ONES	64									
6	4										
TENS	ONES	66									
6	6										
<table border="1" style="margin-left: auto; margin-right: auto;"> <tr> <td style="text-align: center;">TENS</td> <td style="text-align: center;">ONES</td> <td rowspan="2" style="text-align: center; vertical-align: middle;">80</td> </tr> <tr> <td style="text-align: center;">8</td> <td style="text-align: center;">0</td> </tr> </table>	TENS	ONES	80	8	0	<table border="1" style="margin-left: auto; margin-right: auto;"> <tr> <td style="text-align: center;">TENS</td> <td style="text-align: center;">ONES</td> <td rowspan="2" style="text-align: center; vertical-align: middle;">99</td> </tr> <tr> <td style="text-align: center;">9</td> <td style="text-align: center;">9</td> </tr> </table>	TENS	ONES	99	9	9
TENS	ONES	80									
8	0										
TENS	ONES	99									
9	9										
<table border="1" style="margin-left: auto; margin-right: auto;"> <tr> <td style="text-align: center;">TENS</td> <td style="text-align: center;">ONES</td> <td rowspan="2" style="text-align: center; vertical-align: middle;">91</td> </tr> <tr> <td style="text-align: center;">9</td> <td style="text-align: center;">1</td> </tr> </table>	TENS	ONES	91	9	1	<table border="1" style="margin-left: auto; margin-right: auto;"> <tr> <td style="text-align: center;">TENS</td> <td style="text-align: center;">ONES</td> <td rowspan="2" style="text-align: center; vertical-align: middle;">74</td> </tr> <tr> <td style="text-align: center;">7</td> <td style="text-align: center;">4</td> </tr> </table>	TENS	ONES	74	7	4
TENS	ONES	91									
9	1										
TENS	ONES	74									
7	4										

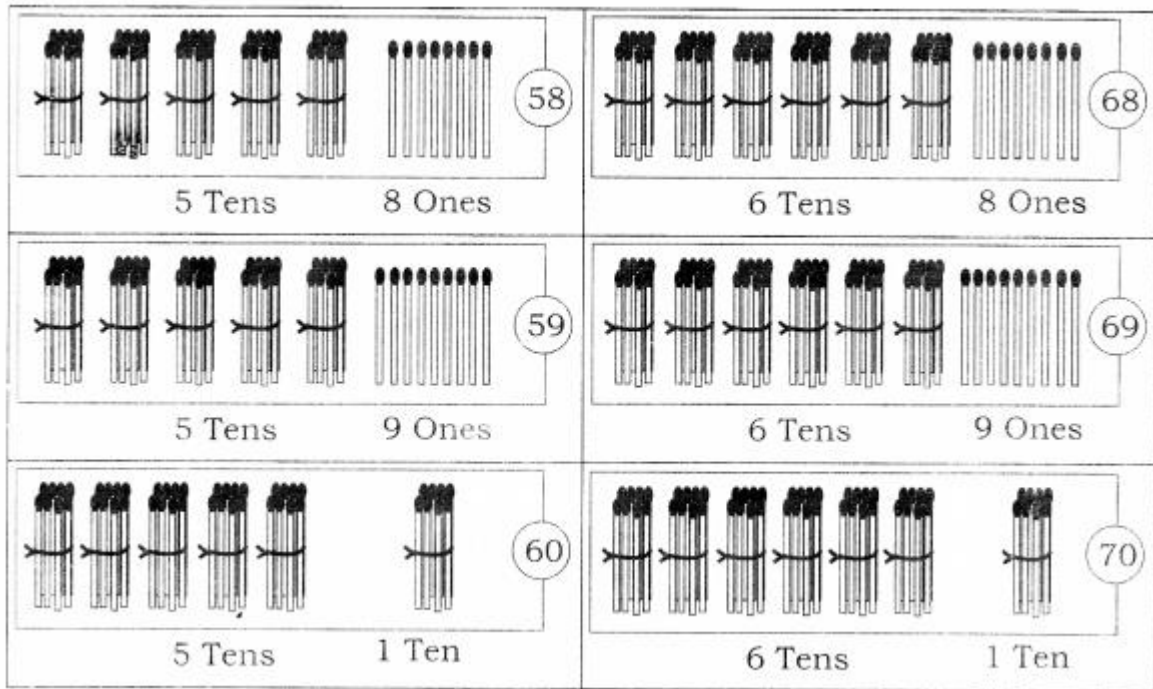
Numbers from 51 to 70

Question 4.

Fill in the blanks.

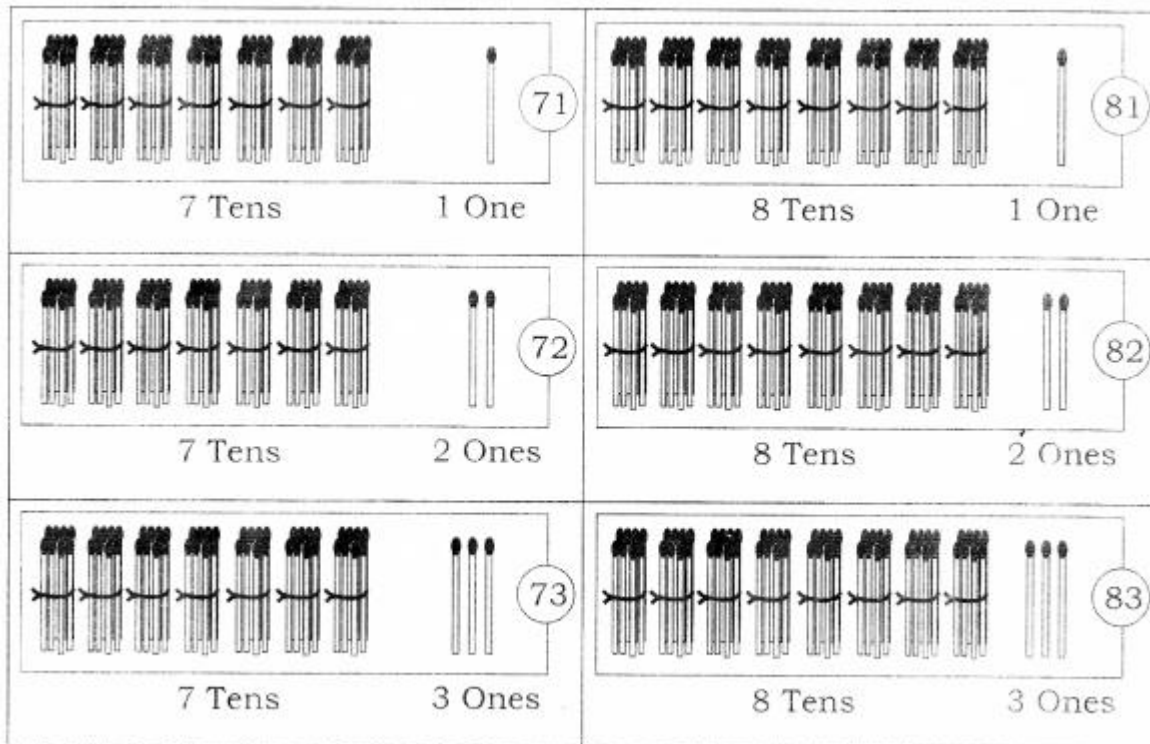
Answer.


 <p>5 Tens 1 One</p> <p>51</p>	 <p>6 Tens 1 One</p> <p>61</p>
 <p>5 Tens 2 Ones</p> <p>52</p>	 <p>6 Tens 2 Ones</p> <p>62</p>
 <p>5 Tens 3 Ones</p> <p>53</p>	 <p>6 Tens 3 Ones</p> <p>63</p>
 <p>5 Tens 4 Ones</p> <p>54</p>	 <p>6 Tens 4 Ones</p> <p>64</p>
 <p>5 Tens 5 Ones</p> <p>55</p>	 <p>6 Tens 5 Ones</p> <p>65</p>
 <p>5 Tens 6 Ones</p> <p>56</p>	 <p>6 Tens 6 Ones</p> <p>66</p>
 <p>5 Tens 7 Ones</p> <p>57</p>	 <p>6 Tens 7 Ones</p> <p>67</p>



Numbers from 71 to 90







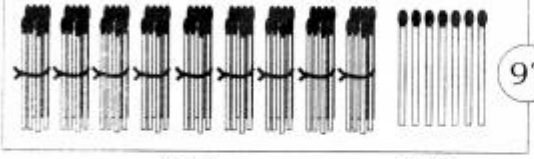



Question 5.
Fill in the blanks.
Answer.





Numbers from 91 to 100

Question 6.
Fill in the blanks.

 <p>9 Tens 1 One</p> <p>91</p>	 <p>9 Tens 2 Ones</p> <p>92</p>
 <p>9 Tens 3 Ones</p> <p>93</p>	 <p>9 Tens 4 Ones</p> <p>94</p>
 <p>9 Tens 5 Ones</p> <p>95</p>	 <p>9 Tens 6 Ones</p> <p>96</p>
 <p>9 Tens 7 Ones</p> <p>97</p>	 <p>9 Tens 8 Ones</p> <p>98</p>
 <p>9 Tens 9 Ones</p> <p>99</p>	 <p>9 Tens 1 Ten</p> <p>100</p>

Question 7.
Write the missing numbers.
Answer.

51	52	53	54	55	56	57	58	59	60
61	62	63	64	65	66	67	68	69	70
71	72	73	74	75	76	77	78	79	80
81	82	83	84	85	86	87	88	89	90
91	92	93	94	95	96	97	98	99	100